

**PRIME SECURITIES LIMITED**  
**Format of Holding of Specified Securities for the Quarter ended December 31, 2015**

**PRIME**

Name of Listed Entity: Prime Securities Limited

ISIN Code / Name of Scrip / Class of Security: Code: 500337 (BSE), PRIMESECU (NSE) / Scrip Name: Prime Securities Limited / Class of Security: Equity Shares


Report Holding Pattern Filed under: Reg. 31(1)(a)/Reg. 31(1)(b)/Reg.31(1)(C): Regulation 31(1)(b) - Report for the Quarter ended December 31, 2015

Declaration:

| Particulars  | Yes | No |
|--|-----|----|
| Whether the Listed Entity has issued any partly paid up shares?                        |     | √  |
| Whether the Listed Entity has issued any Convertible Securities or Warrants?           | √   |    |
| Whether the Listed Entity has any shares against which depository receipts are issued? |     | √  |
| Whether the Listed Entity has any shares in locked-in?                                 |     | √  |
| Whether any shares held by promoters are pledge or otherwise encumbered?               |     | √  |

Table I - Summary Statement holding of specified securities

| Category (I) | Category of shareholder (II)   | Nos. of shareholders (III) | No. of fully paid up equity shares held (IV) | No. of Partly paid-up equity shares held (V) | No. of shares underlying Depository Receipts (VI) | Total nos. shares held (VII) = (IV)+(V)+(VI) | Shareholding as a % of total no. of shares (calculate as per SCRR, 1957) (VIII) As a % of (A+B+C2) | Number of Voting Rights held in each class of securities (IX) |             |                   | No. of Shares Underlying convertible securities (including Warrants) (X) | Shareholding, as a % assuming full conversion of convertible securities (as a percentage of diluted share capital) (XI) = (VII)+(X) As a % of | Number of Locked in shares (XII) |          | Number of Shares pledged or otherwise encumbered (XIII) |         | Number equity shares held in dematerial form (XIV) |                                 |
|--------------|--------------------------------|----------------------------|--|--|---|--|--|---|-------------|-------------------|--|---|----------------------------------|----------|---|---------|--|---------------------------------|
|              |                                |                            |  |  |   |  |  | No. of Voting Rights  |             |                   |  |   | Total as a % of (A+B+C)          | No. (a)  | As a % of total Shares held (b)                         | No. (a) |  | As a % of total Shares held (b) |
|              |                                |                            |  |  |   |  |  | Class eg: X   | Class eg: Y | Total             |  |   |                                  |          |   |         |  |                                 |
| A)           | Promoter & Promoter Group      | -                          | -  | -  | -   | -  | -  | -   | -           | -                 | -  | -   | -                                | -        | -   | -       | -  |                                 |
| B)           | Public                         | 24,232                     | 26,473,525                                   | -  | -   | 26,473,525                                   | 100.00   | 26,473,525  | -           | 26,473,525        | 100.00   | 842,200   | 100.00                           | -        | -   | NA      | -  |                                 |
| C)           | Non Promoter- Non Public       | -                          | -  | -  | -   | -  | -  | -   | -           | -                 | -  | -   | -                                | -        | -   | NA      | -  |                                 |
| C1)          | Shares underlying DRs          | -                          | -  | -  | -   | -  | N.A.   | -   | -           | -                 | -  | -   | -                                | -        | -   | NA      | -  |                                 |
| C2)          | Shares held by Employee Trusts | -                          | -  | -  | -   | -  | -  | -   | -           | -                 | -  | -   | -                                | -        | -   | NA      | -  |                                 |
|              | <b>Total</b>                   | <b>24,232</b>              | <b>26,473,525</b>                            | <b>-</b>                                     | <b>-</b>  | <b>26,473,525</b>                            | <b>100.00</b>  | <b>26,473,525</b>   | <b>-</b>    | <b>26,473,525</b> | <b>100.00</b>  | <b>842,200.00</b>   | <b>100.00</b>                    | <b>-</b> | <b>-</b>  |         |  |                                 |




PRIME SECURITIES LIMITED

Format of Holding of Specified Securities for the Quarter ended December 31, 2015

PRIME

Table II - Statement showing shareholding pattern of the Promoter and Promoter Group

| Category & Name of the Shareholders (I)                       | PAN (II) | Nos. of shareholders (III) | No. of fully paid up equity shares held (IV) | No. of Partly paid-up equity shares held (V) | No. of shares underlying Depository Receipts (VI) | Total nos. shares held (VII) = (IV)+(V)+(VI) | Shareholding as a % of total no. of shares (calculated as per SCRR, 1957) (VIII) As a % of (A+B+C2) | Number of Voting Rights held in each class of securities (IX) |             |       | No. of Shares Underlying Outstanding convertible securities (including Warrants) (X) | Shareholding, as a % assuming full conversion of convertible securities (as a percentage of diluted share capital) (XI) = (VII)+(X) As a % of | Number of Locked in shares (XII) |         | Number of Shares pledged or otherwise encumbered (XIII) |         | Number equity shares held in dematerial form (XIV) |                                 |
|---|----------|----------------------------|--|--|---|--|---|---|-------------|-------|--|---|----------------------------------|---------|---|---------|--|---------------------------------|
|   |          |                            |  |  |   |  |   | No. of Voting Rights  |             |       |  |   | Total as a % of (A+B+C)          | No. (a) | As a % of total Shares held (b)                         | No. (a) |  | As a % of total Shares held (b) |
|   |          |                            |  |  |   |  |   | Class eg: X   | Class eg: Y | Total |  |   |                                  |         |   |         |  |                                 |
| ) Indian  |          |                            |  |  |   |  |   |   |             |       |  |   |                                  |         |   |         |  |                                 |
| ) Individuals/ Hindu undivided Family                         | -        | -                          | -  | -  | -   | -  | -   | -   | -           | -     | -  | -   | -                                | -       | -   | -       | -  | -                               |
| ) Central Government/State Government(s)                      | -        | -                          | -  | -  | -   | -  | -   | -   | -           | -     | -  | -   | -                                | -       | -   | -       | -  | -                               |
| ) Financial Institutions/ Banks                               | -        | -                          | -  | -  | -   | -  | -   | -   | -           | -     | -  | -   | -                                | -       | -   | -       | -  | -                               |
| ) Any Other (specify)   | -        | -                          | -  | -  | -   | -  | -   | -   | -           | -     | -  | -   | -                                | -       | -   | -       | -  | -                               |
| Sub-Total (A)(1)  | -        | -                          | -  | -  | -   | -  | -   | -   | -           | -     | -  | -   | -                                | -       | -   | -       | -  | -                               |
| ) Foreign   |          |                            |  |  |   |  |   |   |             |       |  |   |                                  |         |   |         |  |                                 |
| ) Individuals (Non-Resident Individuals/ Foreign Individuals) | -        | -                          | -  | -  | -   | -  | -   | -   | -           | -     | -  | -   | -                                | -       | -   | -       | -  | -                               |
| ) Government Institutions                                     | -        | -                          | -  | -  | -   | -  | -   | -   | -           | -     | -  | -   | -                                | -       | -   | -       | -  | -                               |



PRIME SECURITIES LIMITED

Format of Holding of Specified Securities for the Quarter ended December 31, 2015

PRIME

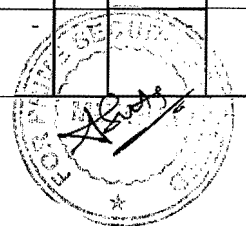
|  |   |   |   |   |   |   |   |   |   |   |   |   |   |   |   |   |   |   |
|--|---|---|---|---|---|---|---|---|---|---|---|---|---|---|---|---|---|---|
| 1) Foreign Portfolio Investor                                    | - | - | - | - | - | - | - | - | - | - | - | - | - | - | - | - | - | - |
| 2) Any Other (specify)   | - | - | - | - | - | - | - | - | - | - | - | - | - | - | - | - | - | - |
| Sub-Total (A)(2)   | - | - | - | - | - | - | - | - | - | - | - | - | - | - | - | - | - | - |
| Total shareholding of Promoter and Promoter Group (A)= A(1)+A(2) | - | - | - | - | - | - | - | - | - | - | - | - | - | - | - | - | - | - |

Details of Shares which remain unclaimed may be given here along with details such as number of shareholders, outstanding shares held in demat/unclaimed suspense account, voting rights which are frozen etc.

nil

Table III - Statement showing shareholding pattern of the Public shareholder


| Category & Name of the Shareholders (I) | PAN (II) | Nos. of shareholders (III) | No. of fully paid up equity shares held (IV) | No. of Partly paid-up equity shares held (V) | No. of shares underlying Depository Receipts (VI) | Total nos. shares held (VII) = (IV)+(V)+(VI) | Shareholding as a % of total no. of shares (calculated as per SCRR, 1957) (VIII) As a % of (A+B+C2) | Number of Voting Rights held in each class of securities (IX) |             |        | No. of Shares Underlying Outstanding convertible securities (including Warrants) (X) | Shareholding, as a % assuming full conversion of convertible securities (as a percentage of diluted share capital) (XI) = (VII)+(X) As a % of (A+B+C2) | Number of Locked in shares (XII) |         | Number of Shares pledged or otherwise encumbered (XIII) |         | Number equity shares held in dematerial form (XIV) |                                 |
|---|----------|----------------------------|--|--|---|--|---|---|-------------|--------|--|--|----------------------------------|---------|---|---------|--|---------------------------------|
|   |          |                            |  |  |   |  |   | No. of Voting Rights  |             |        |  |  | Total as a % of (A+B+C)          | No. (a) | As a % of total Shares held (b)                         | No. (a) |  | As a % of total Shares held (b) |
|   |          |                            |  |  |   |  |   | Class eg: X   | Class eg: Y | Total  |  |  |                                  |         |   |         |  |                                 |
| 1) Institutions                         |          |                            |  |  |   |  |   |   |             |        |  |  |                                  |         |   |         |  |                                 |
| 1) Mutual Funds                         | -        | 6                          | 10,400                                       | -  | -   | 10,400                                       | 0.04  | 10,400  | -           | 10,400 | 0.04   | -  | -                                | -       | -   | -       | -  | -                               |
| 2) Venture Capital Funds                | -        | -                          | -  | -  | -   | -  | -   | -   | -           | -      | -  | -  | -                                | -       | -   | -       | -  | -                               |
| 3) Alternate Investment Funds           | -        | -                          | -  | -  | -   | -  | -   | -   | -           | -      | -  | -  | -                                | -       | -   | -       | -  | -                               |



**PRIME SECURITIES LIMITED**  
**Format of Holding of Specified Securities for the Quarter ended December 31, 2015**

**PRIME**


|  |   |    |         |   |   |         |      |         |   |         |      |   |      |   |   |   |   |      |
|--|---|----|---------|---|---|---------|------|---------|---|---------|------|---|------|---|---|---|---|------|
| ) Foreign Venture Capital Investors                            | - | -  | -       | - | - | -       | -    | -       | - | -       | -    | - | -    | - | - | - | - | -    |
| ) Foreign Portfolio Investors                                  | - | 2  | 10,300  | - | - | 10,300  | 0.04 | 10,300  | - | 10,300  | 0.04 | - | 0.04 | - | - | - | - | -    |
| ) Financial Institutions/ Banks                                | - | 14 | 4,100   | - | - | 4,100   | 0.02 | 4,100   | - | 4,100   | 0.02 | - | 0.02 | - | - | - | - | -    |
| ) Insurance Companies  | - | -  | -       | - | - | -       | -    | -       | - | -       | -    | - | -    | - | - | - | - | -    |
| ) Provident Funds/ Pension Funds                               | - | -  | -       | - | - | -       | -    | -       | - | -       | -    | - | -    | - | - | - | - | -    |
| ) Any Other (Foreign Company)                                  | - | 2  | 806,287 | - | - | 806,287 | 3.05 | 806,287 | - | 806,287 | 3.05 | - | 2.95 | - | - | - | - | 777, |
| New Vernon Private Equity Ltd                                  | - | 1  | 777,687 | - | - | 777,687 | 2.94 | 777,687 | - | 777,687 | 2.94 | - | 2.85 | - | - | - | - | 777, |
| Sub-Total (B)(1)   | - | 24 | 831,087 | - | - | 831,087 | 3.14 | 831,087 | - | 831,087 | 3.14 | - | 3.04 | - | - | - | - | 777, |
| ) Central Government/ State Government(s) / President of India | - | -  | -       | - | - | -       | -    | -       | - | -       | -    | - | -    | - | - | - | - | -    |
| Sub-Total (B)(2)   | - | -  | -       | - | - | -       | -    | -       | - | -       | -    | - | -    | - | - | - | - | -    |
| ) Non-institutions   | - | -  | -       | - | - | -       | -    | -       | - | -       | -    | - | -    | - | - | - | - | -    |
| ) Individuals-   | - | -  | -       | - | - | -       | -    | -       | - | -       | -    | - | -    | - | - | - | - | -    |



**PRIME SECURITIES LIMITED**  
**Format of Holding of Specified Securities for the Quarter ended December 31, 2015**

**PRIME**

|   |   |        |            |   |   |            |       |            |   |            |       |         |       |   |   |   |   |         |
|---|---|--------|------------|---|---|------------|-------|------------|---|------------|-------|---------|-------|---|---|---|---|---------|
| i. Individual share-holders holding nominal share capital up to Rs. 2 lakhs                           | - | 23,571 | 11,639,886 | - | - | 11,639,886 | 43.97 | 11,639,886 | - | 11,639,886 | 43.97 | -       | 42.61 | - | - | - | - | 10,481, |
| ii. Individual share-holders holding nominal share capital in excess of Rs. 2 lakhs                   | - | 36     | 5,648,674  | - | - | 5,648,674  | 21.34 | 5,648,674  | - | 5,648,674  | 21.34 | 842,200 | 23.76 | - | - | - | - | 5,648,  |
| N. Jayakumar, Persons acting in concert: Judith Investments Private Ltd, Vinay Motwani, Veena Motwani | - | 1      | 5,398,256  | - | - | 5,398,256  | 20.39 | 5,398,256  | - | 5,398,256  | 20.39 | 363,300 | 21.09 | - | - | - | - | 5,398,  |
| Koppara Sajeeve Thomas  | - | 1      | 750,000    | - | - | 750,000    | 2.83  | 750,000    | - | 750,000    | 2.83  | -       | 2.75  | - | - | - | - | 750,    |
| Abhay Agarwal   | - | 1      | 601,270    | - | - | 601,270    | 2.27  | 601,270    | - | 601,270    | 2.27  | -       | 2.20  | - | - | - | - | 601,    |
| ) NBFCs registered with RBI   | - | -      | -          | - | - | -          | -     | -          | - | -          | -     | -       | -     | - | - | - | - | -       |
| ) Employee Trusts   | - | -      | -          | - | - | -          | -     | -          | - | -          | -     | -       | -     | - | - | - | - | -       |



PRIME SECURITIES LIMITED

Format of Holding of Specified Securities for the Quarter ended December 31, 2015

PRIME

|   |   |               |                   |   |   |                   |               |                   |   |                   |               |                |               |   |   |   |   |   |                |
|---|---|---------------|-------------------|---|---|-------------------|---------------|-------------------|---|-------------------|---------------|----------------|---------------|---|---|---|---|---|----------------|
| ) Overseas Depositories (holding DRs)   | - | -             | -                 | - | - | -                 | -             | -                 | - | -                 | -             | -              | -             | - | - | - | - | - | -              |
| ) Any Other (Bodies Corporate)  | - | 601           | 8,353,878         | - | - | 8,353,878         | 31.56         | 8,353,878         | - | 8,353,878         | 31.56         | -              | 30.58         | - | - | - | - | - | 8,173,         |
| Videocon Industries Ltd   | - | 1             | 1,762,565         | - | - | 1,762,565         | 6.66          | 1,762,565         | - | 1,762,565         | 6.66          | -              | 6.45          | - | - | - | - | - | 1,762,         |
| Yes Capital Venture Private Ltd   | - | 1             | 801,828           | - | - | 801,828           | 3.03          | 801,828           | - | 801,828           | 3.03          | -              | 2.94          | - | - | - | - | - | 801,           |
| Prime Broking Company (India) Ltd   | - | 1             | 562,654           | - | - | 562,654           | 2.13          | 562,654           | - | 562,654           | 2.13          | -              | 2.06          | - | - | - | - | - | 562,           |
| Global Worth Securities Ltd   | - | 1             | 395,460           | - | - | 395,460           | 1.49          | 395,460           | - | 395,460           | 1.49          | -              | 1.45          | - | - | - | - | - | 395,           |
| Sub-Total (B)(3)  | - | 24,208        | 25,642,438        | - | - | 25,642,438        | 96.86         | 25,642,438        | - | 25,642,438        | 96.86         | 842,200        | 96.96         | - | - | - | - | - | 24,303,        |
| <b>Total Shareholding of Promoter and Promoter Group (B)= 3)(1)+(B)(2)+(B)(3)</b> | - | <b>24,232</b> | <b>26,473,525</b> | - | - | <b>26,473,525</b> | <b>100.00</b> | <b>26,473,525</b> | - | <b>26,473,525</b> | <b>100.00</b> | <b>842,200</b> | <b>100.00</b> | - | - | - | - | - | <b>25,081,</b> |

Details of the shareholders acting as persons in Concert including their Shareholding (No. and %):

one

Details of Shares which remain unclaimed may be given here along with details such as number of shareholders, outstanding shares held in demat/unclaimed suspense account, voting rights which are frozen etc.

ii



**PRIME SECURITIES LIMITED**  
**Format of Holding of Specified Securities for the Quarter ended December 31, 2015**

**PRIME**

Table IV - Statement showing shareholding pattern of the Non Promoter- Non Public shareholder

| Category & Name of the Shareholders (I)  | PAN (II) | Nos. of shareholders (III) | No. of fully paid up equity shares held (IV) | No. of Partly paid-up equity shares held (V) | No. of shares underlying Depository Receipts (VI) | Total nos. shares held (VII) = (IV)+(V)+(VI) | Shareholding as a % of total no. of shares (calculated as per SCRR, 1957) (VIII)<br>As a % of (A+B+C2) | Number of Voting Rights held in each class of securities (IX) |             |       | No. of Shares Underlying Outstanding convertible securities (including Warrants) (X) | Shareholding, as a % assuming full conversion of convertible securities (as a percentage of diluted share capital) (XI) = (VII)+(X) As a % of (A+B+C2) | Number of Locked in shares (XII) |         | Number of Shares pledged or otherwise encumbered (XIII) |         | Number of equity shares held in dematerialized form (XIV) |                                 |
|--|----------|----------------------------|--|--|---|--|--|---|-------------|-------|--|--|----------------------------------|---------|---|---------|---|---------------------------------|
|  |          |                            |  |  |   |  |  | No. of Voting Rights  |             |       |  |  | Total as a % of (A+B+C)          | No. (a) | As a % of total Shares held (b)                         | No. (a) |   | As a % of total Shares held (b) |
|  |          |                            |  |  |   |  |  | Class eg: X   | Class eg: Y | Total |  |  |                                  |         |   |         |   |                                 |
| Custodian/ DR Holder   | -        | -                          | -  | -  | -   | -  | -  | -   | -           | -     | -  | -  | -                                | -       | -   | -       | -   |                                 |
| Employee Benefit Trust (under SEBI (Share based Employee Benefit) Regulations, 2014) | -        | -                          | -  | -  | -   | -  | -  | -   | -           | -     | -  | -  | -                                | -       | -   | -       | -   |                                 |
| <b>Total Non-promoter- Non Public shareholding (C) = C(1)+(C)(2)</b>                 | -        | -                          | -  | -  | -   | -  | -  | -   | -           | -     | -  | -  | -                                | -       | -   | -       | -   |                                 |

